

Site Usage

444 Visits

38.51% Bounce Rate

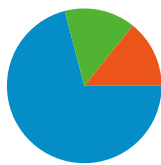
1,898 Page Views

00:02:17 Avg. Time on Site

4.27 Pages/Visit

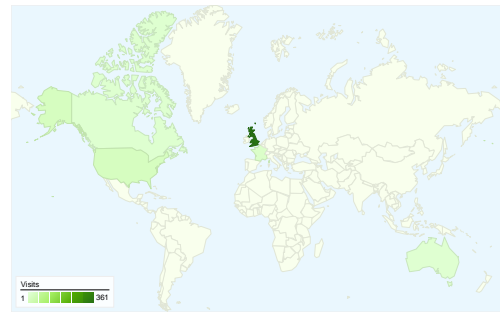
75.00% % New Visits

Traffic Sources Overview

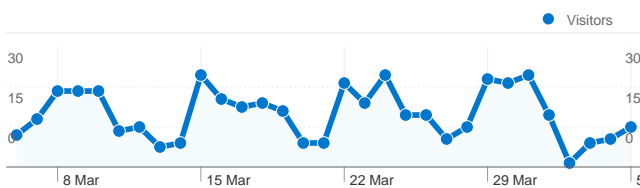


■ Search Engines
 315.00 (70.95%)
■ Referring Sites
 66.00 (14.86%)
■ Direct Traffic
 63.00 (14.19%)

Map Overlay



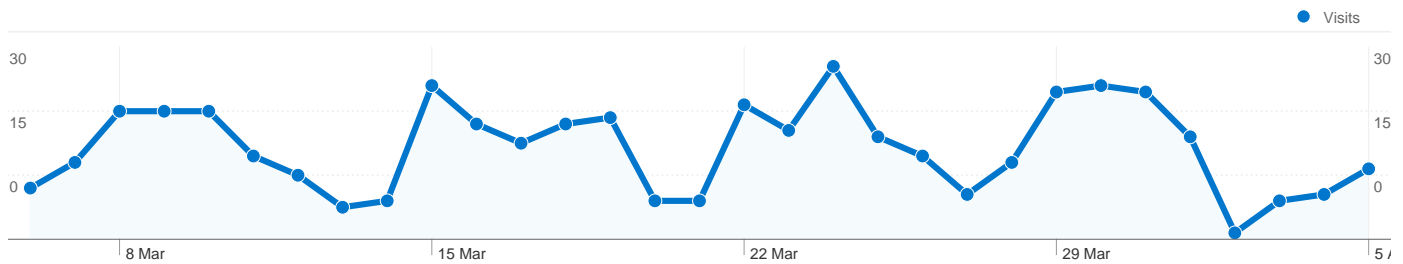
Visitors Overview




Visitors
376

Content Overview

Pages	Page Views	% Page Views
/	235	12.38%
/contact/contact.htm	163	8.59%
/about/about.htm	108	5.69%
/employment/employment.htm	99	5.22%
/projects/projects.htm	90	4.74%



All traffic sources sent a total of 444 visits



■ Search Engines
315.00 (70.95%)

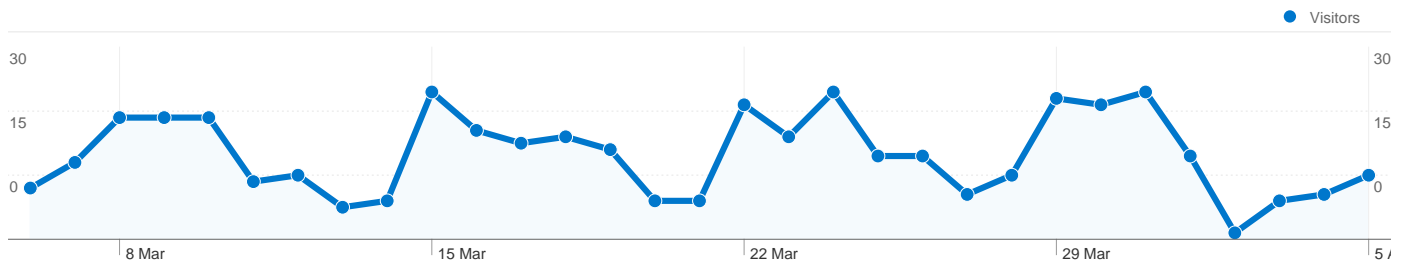
■ Referring Sites
66.00 (14.86%)

■ Direct Traffic
63.00 (14.19%)

Top Traffic Sources

Sources	Visits	% visits
google (organic)	280	63.06%
(direct) ((none))	63	14.19%
bing (organic)	12	2.70%
images.google.co.uk (referral)	12	2.70%
yahoo (organic)	12	2.70%

Keywords	Visits	% visits
archaeological research	57	18.10%
archaeological services	31	9.84%
archaeological research	11	3.49%
test pitting	9	2.86%
clive waddington	8	2.54%




376 people visited this site

 **444 Visits**


 **376 Absolute Unique Visitors**

 **1,898 Page Views**

 **4.27 Average Page Views**

 **00:02:17 Time on Site**

 **38.51% Bounce Rate**

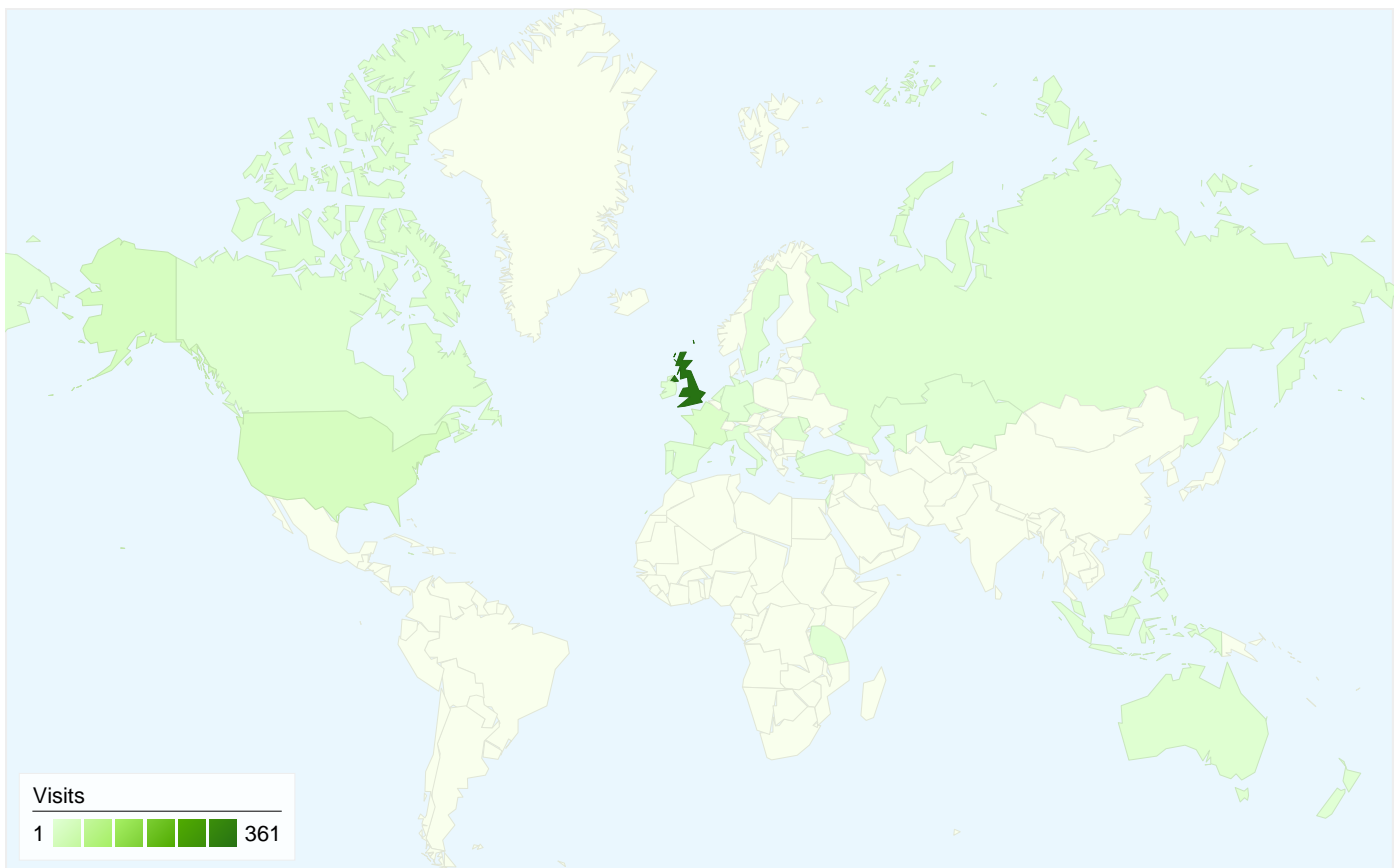
 **75.00% New Visits**

Technical Profile

Browser	Visits	% visits	Connection Speed	Visits	% visits
Internet Explorer	274	61.71%	DSL	205	46.17%
Firefox	122	27.48%	Unknown	129	29.05%
Chrome	23	5.18%	Cable	47	10.59%
Safari	21	4.73%	T1	45	10.14%
Mozilla	2	0.45%	Dialup	11	2.48%

Map Overlay

Comparing to: Site



444 visits came from 27 countries/territories

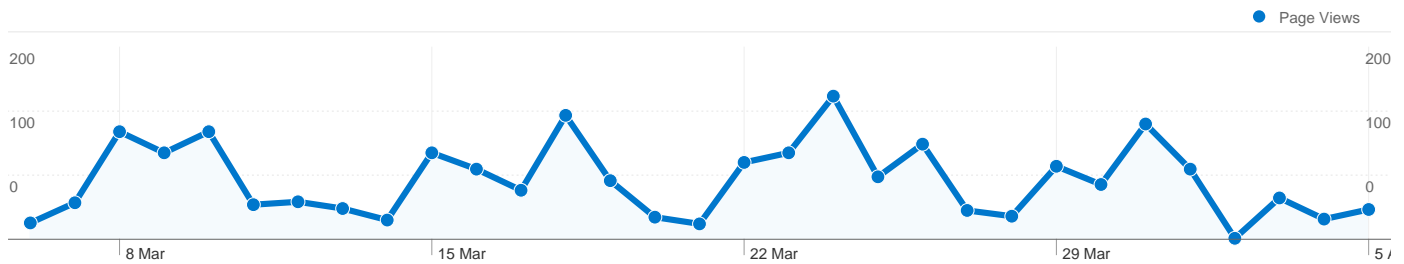
Site Usage

<div>Visits</div> <div>444</div> <div>% of Site Total:</div> <div>100.00%</div>	<div>Pages/Visit</div> <div>4.27</div> <div>Site Avg:</div> <div>4.27 (0.00%)</div>	<div>Avg. Time on Site</div> <div>00:02:17</div> <div>Site Avg:</div> <div>00:02:17 (0.00%)</div>	<div>% New Visits</div> <div>75.00%</div> <div>Site Avg:</div> <div>75.00% (0.00%)</div>	<div>Bounce Rate</div> <div>38.51%</div> <div>Site Avg:</div> <div>38.51% (0.00%)</div>	
Country/Territory	Visits	Pages/Visit	Avg. Time on Site	% New Visits	Bounce Rate
United Kingdom	361	4.67	00:02:33	71.75%	33.24%
United States	23	2.61	00:00:35	91.30%	56.52%
France	13	1.46	00:00:04	61.54%	61.54%
Canada	6	1.67	00:03:30	100.00%	66.67%
Australia	5	1.40	00:00:03	100.00%	80.00%
Russia	4	1.00	00:00:00	100.00%	100.00%
Netherlands	3	1.33	00:00:01	100.00%	66.67%
Israel	3	1.00	00:00:00	66.67%	100.00%
Ireland	3	2.00	00:00:25	100.00%	66.67%
Philippines	2	1.00	00:00:00	100.00%	100.00%
Turkey	2	1.00	00:00:00	100.00%	100.00%
Spain	2	15.00	00:04:20	100.00%	0.00%

Romania	2	1.50	00:00:02	100.00%	50.00%
Czech Republic	2	1.00	00:00:00	50.00%	100.00%
Tanzania	1	5.00	00:01:28	100.00%	0.00%
Italy	1	1.00	00:00:00	100.00%	100.00%
Jamaica	1	3.00	00:00:38	100.00%	0.00%
New Zealand	1	5.00	00:09:45	100.00%	0.00%
Singapore	1	26.00	00:20:00	100.00%	0.00%
Malaysia	1	1.00	00:00:00	100.00%	100.00%
Portugal	1	6.00	00:01:45	100.00%	0.00%
Kazakhstan	1	1.00	00:00:00	100.00%	100.00%
Indonesia	1	2.00	00:01:55	100.00%	0.00%
Germany	1	4.00	00:00:53	100.00%	0.00%
Hong Kong	1	1.00	00:00:00	100.00%	100.00%
Sweden	1	2.00	00:07:21	100.00%	0.00%
Moldova	1	2.00	00:00:36	100.00%	0.00%
1 - 27 of 27					

Content Overview

Comparing to: Site



Pages on this site were viewed a total of 1,898 times

 1,898 Page Views

 1,453 Unique Views

 38.51% Bounce Rate

Top Content

Pages	Page Views	% Page Views
/	235	12.38%
/contact/contact.htm	163	8.59%
/about/about.htm	108	5.69%
/employment/employment.htm	99	5.22%
/projects/projects.htm	90	4.74%